

HOW TO MAKE STRAW ROCKETS

(Enough for two rockets with three fins)

Equipment: This A4 sheet. Standard paper is fine but heavier paper makes better fins; one straw each; Sellotape or glue.

Decorate down one edge of the square (as the rest will be hidden), and the fins

Cut out square

Cut out three fins

Roll the square loosely round a straw, remove straw then glue or tape along the long edge of the tube you've just made

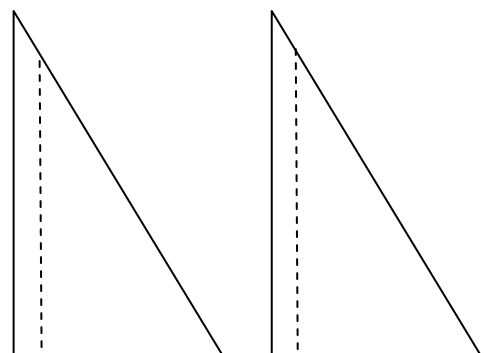
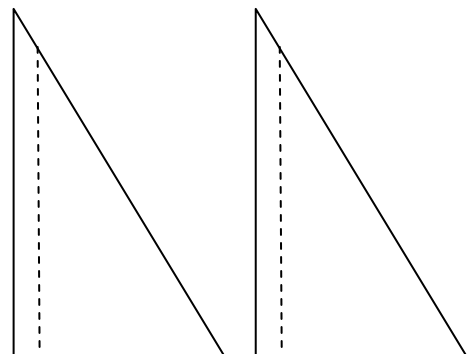
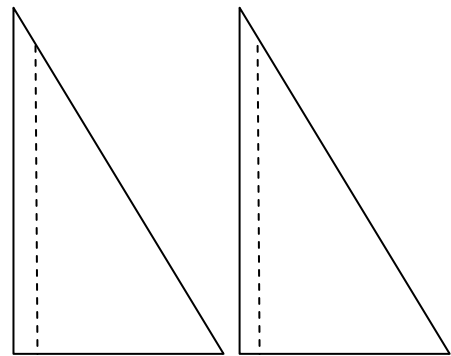

Put tape over the top of the tube (don't pinch) making sure you have a good seal

Fold along dotted lines then glue or tape the fins to the bottom of the tube

Insert the tube over the straw, put straw to your lips and blow - quick and hard!

Have a target and turn it into a game

Experiment with different straws, paper, length of rockets and different size / quantity fins



From **"Seriously Good
Fun SCOUT ACTIVITIES"**